

Ver Capital Credit Fund

Ver Capital Credit Fund (VCCF) objective is to maximize absolute return through capital growth and income. VCCF invests predominantly in non-financial high yield bonds issued by European companies and/or Euro denominated. Key drivers of VCCF return are: bottom-up issue selection, sector and geographical diversification and portfolio rotation with yield, duration and volatility targets. VCCF is structured as a sub-fund, UCITS IV Compliant, with daily NAV, of the Luxembourg Sicav Nextam Partners.

Available on [All Funds platforms](#) (both Institutional and Retail) and on [Skandia Unit-linked platform](#)

Inception date Dec. 20th, 2012

Market

The BCE is likely to update its forward guidance at the June meeting, removing the most dovish elements of its current forward guidance, as the Eurozone economy is in much better shape, even though the specter of deflation is far from being erased. Most analysts expect the ECB to leave the current policy unchanged until the end of 2017 and announce the tapering by October-December, possibly bringing asset purchases to zero in the last quarter of 2018. Volumes in the European HY space were low in May, amounting to "3.7 billion; the lowest figure since February 2016 as many issuers got their deals done ahead of the French elections in April. Year to date, total European HY issuance stands to around "35 billion from 92 transactions versus "19.4 billion from 44 deals during the same period last year. Demand on the market is pretty strong and yields tightened further during the month; as of today, B and BB issuance

respectively show 5.14% and 3.02% primary yield. This could bring more deals on the primary market in June.

Investment Tactics

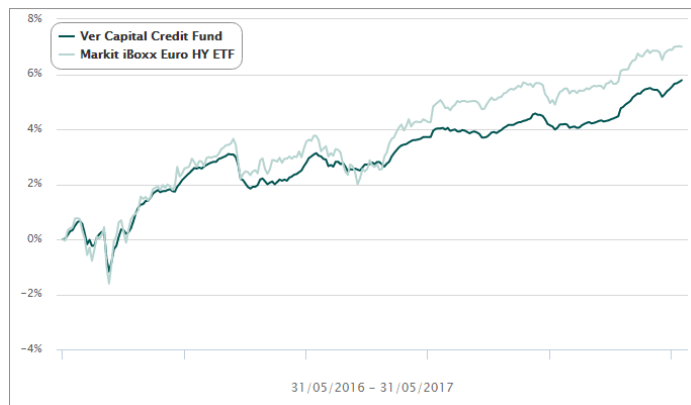
During the first week of June a number of events such as new terrorist attacks in London as well as new concerns coming from the Middle-East and Trump decision to pull out of the Paris agreement destabilized markets. From a fundamental standpoint, the environment in Europe is fairly supportive, with companies reaping the benefits of an improving growth. In May we increased portfolio diversification, holding now 182 issuances from 156 companies versus 171 from 142 issuers last year. In order to improve the YTM of the portfolio we also included some hybrids and we slightly lengthened the average duration, which by the way remained low in the range of 2.2.

NAV Performance

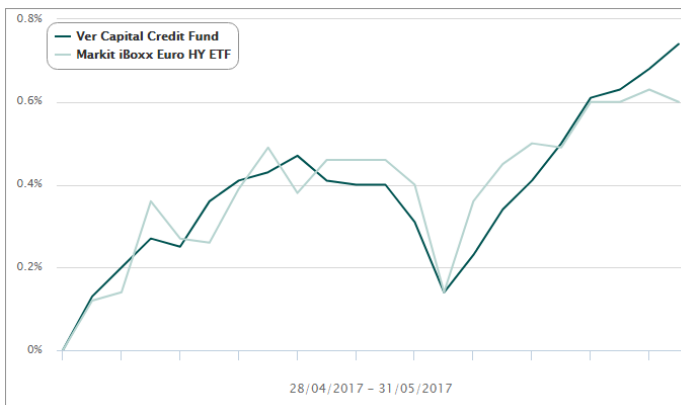
1 Month	YTD	1 Year	3 Years	Since Inception (Dec. 20 th , 2012)
0.66%	1.84%	5.28%	10.18%	21.2%

Performance Comparison

The iShares Markit Iboxx (%Shares+Isin IE00B66F4759), an ETF tracking the Markit iBoxx Euro high yield Index, has been selected in order to compare VCCF performance with the overall Euro high yield market. Comparing the dividend adjusted performance of the iShares and the VCCF, the latter experienced a 6 bp over-performance over the month and a 183bp under-performance over the last twelve months.



Performance: VCCF Capital performance LTM, vs. iShares Markit iBoxx.



Performance Comparison: VCCF last month vs. iShares Markit iBoxx.

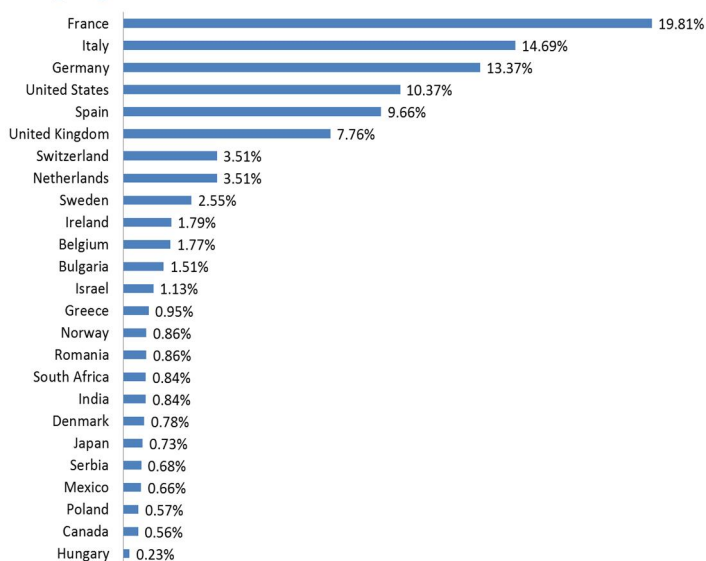
Portfolio Performance

Geographical distribution	85% Europe
Currency denomination	100% EUR
Average rating	B+
Average coupon (not including cash)	5.64%
Yield to worst (not including cash)	2.70%
Yield To Maturity (not including cash)	4.53%
Modified Duration	2.22
Number of sectors	41
Number of issuer	156
Number of issuances	182
Top 10 holdings	9.54%

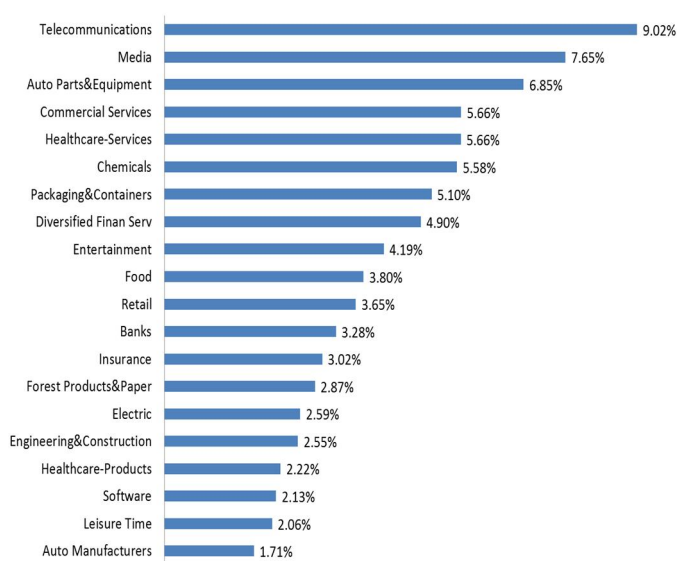
Top 10 holdings

TOP 10 SECURITIES	Ticker	Wgt	Cumulated Wgt
BULGARIAN TELECOM CO EAD	BLTEBG 6 ½ 11/15/18	1.21%	1.21%
NOMAD FOODS BONDCO PLC	IGBOND 3 ¼ 05/15/24	1.11%	2.32%
TELEFONICA EUROPE BV	TELEFO 4.2 PERP	0.93%	3.25%
N&W GLOBAL VENDING SPA	NWGLOV 7 10/15/23	0.92%	4.17%
EDREAMS ODIGEO SA	EDRSM 8 ½ 08/01/21	0.91%	5.08%
THOMAS COOK GROUP PLC	TCGLN 6 ¼ 06/15/22	0.91%	5.99%
AURIS LUXEMBOURG II	AUDIOL 8 01/15/23	0.90%	6.89%
GARFUNKELUX HOLDCO 3 SA	GFKLDE 7 ½ 08/01/22	0.89%	7.77%
LOXAM SAS	LOXAM 6 04/15/25	0.88%	8.66%
ENCE ENERGIA Y CELULOSA	ENCSM 5 ¾ 11/01/22	0.88%	9.54%

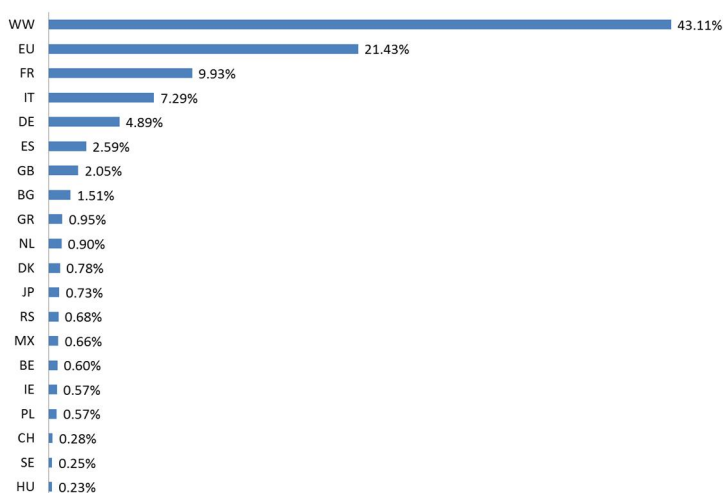
Geographical allocation (Company headquarter)



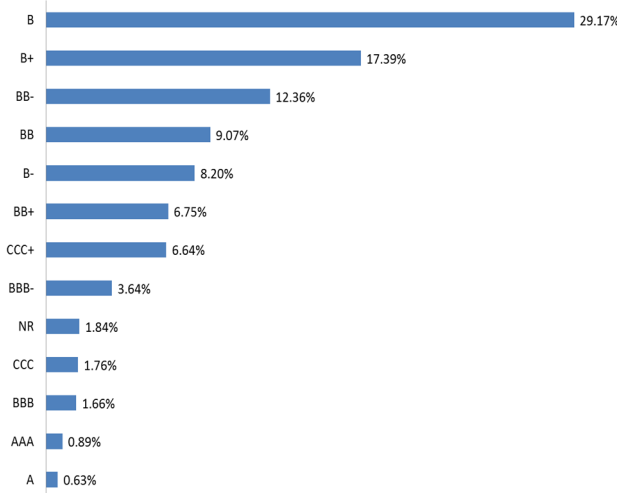
Top 20 sector allocation



Geographical allocation (Country of risk)



Allocation by rating



Info

Country
 Depository Bank
 SICAV
 NAV
 Investment Manager

Luxembourg
 State Street Bank Luxembourg SA
 Nextam Partners SICAV
 Daily
 Ver Capital SGRpA

Contacts

Ver Capital SGRpA
 Mail
 Phone Number
 Web site

info@vercapitalsgr.it
 +39 02 62723811
www.vercapital.com